



RETE ITALIANA
OPEN SOURCE

GOOD GOVERNANCE INITIATIVE

A PROJECT FROM THE OSPO ALLIANCE

<<SFSCon 2023 – 10-11 NOV 2023>>

RIOS – Rete Italiana Open Source

A **network of companies** created to promote high-level professional services and **Open Source** products. RIOS represents a **point of reference** in Italy for anyone wishing to exploit the benefits of Open Source with the security, stability, support, and guarantee of **enterprise-level solutions**.



RETE ITALIANA
OPEN SOURCE

Free & Open Source Software (FOSS)

Freedom + Opportunities

- Everywhere, unavoidable, fuels innovation : FOSS is the bedrock of all modern and successful initiatives.
- The freedom to use, modify, execute and share software brings tremendous opportunities

+ Obligations

- FOSS also comes with legal obligations, IP restrictions.
- Making the most out of FOSS requires deep knowledge of the ecosystems and a clear strategy.

Open Source Program Office (OSPO)



FOSS is now part of most organizations' software supply chain

OSPOs are structures that organize and promote good use of FOSS inside an organization

Most companies are only starting to realize they need an OSPO

... do not know where to start, where to go, or get lost along the way!

=> Introducing the Good Governance Initiative & OSPO Alliance

The Good Governance Initiative (GGI)



The GGI Handbook

- A Framework to create a full blown OSPO

The Resource Center

- Collect existing relevant material to address all open source challenges

OSPO Alliance & OnRamp Meetings

- A space to share and promote OSPOs, and good implementation of the GGI.

GGI Framework - Goals

Proposes a **path to a successful OSPO**, with a proven method and practical guidance:

- Lists **25 Activities**, from Software Composition Analysis and development best practices, to training, HR and executives' education.
- Activities are organized into **Goals**, from discovery to engagement and strategy.



GGI Methodology - Five Goals

Breaking down the OSPO objectives into 5 goals



Usage Goal : Basic Skills in Using Open Source Software



Trust Goal : Secure and Appropriate Usage of Open Source Software



Culture Goal : Belonging to the Open Source Community at Large



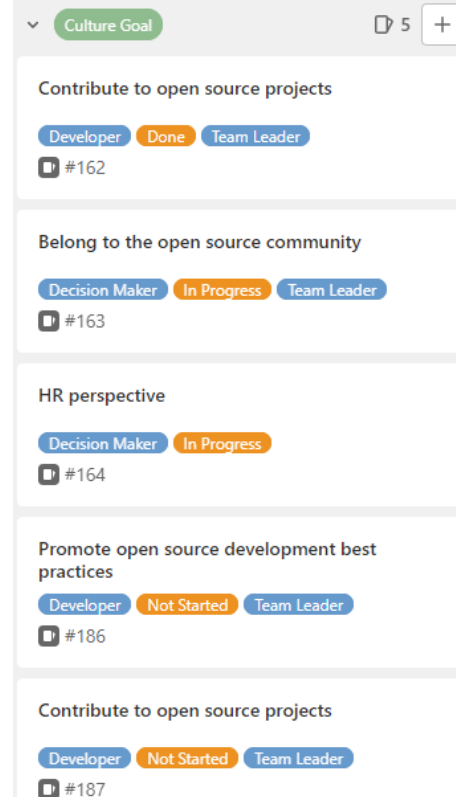
Engagement Goal : Engaging with the OSS Ecosystem



Strategy Goal : Open Source as a Corporate Strategy

GGI Framework - Activities

- **Activities** have the following structure:
 - Description
 - Opportunity Assessment
 - Progress Assessment
 - Recommendations
 - Tools & Resources
- Activities are meant as templates, and need to be translated to the local context through **Scorecards**, which enable **full adaptation**.



The screenshot shows a list of activities under a 'Culture Goal' header. Each activity is represented by a title, a progress bar with role-based status indicators, and an ID number.

Activity Title	Developer	Team Leader	Status	ID
Contribute to open source projects	Developer	Team Leader	Done	#162
Belong to the open source community	Decision Maker	Team Leader	In Progress	#163
HR perspective	Decision Maker		In Progress	#164
Promote open source development best practices	Developer	Team Leader	Not Started	#186
Contribute to open source projects	Developer	Team Leader	Not Started	#187

GGI Methodology - Scorecards

Scorecards

To describe and assess how each activity is implemented in a company.

Two flavours:

- Full detailed document
- Light version, integrated to the GGI Board

OW2 OSS Good Governance initiative		THE GOOD EXAMPLE COMPANY		Customized Activity Scorecard																									
Goal / Activity	Culture 1	Promote open source development best practices		Last update 07/28/21																									
Customized Description Scope of what has to be done Actively promoting and implementing OSS best practices within the company. <ul style="list-style-type: none"> For THE GOOD EXAMPLE COMPANY promoting open source development best practices means ensuring best practices in team Alpha first. We can start by trying to adopt open source best practices from OW2 MRL OMM Form We can also start by concentrating on Documentation for Developers, third-party contributors. 		Opportunity Assessment Why is this activity relevant <ul style="list-style-type: none"> We claim to be developing open source software but lack excellence in how to make the project properly open. As a result our open source software attracts no downloads nor third party contributors Particular needs on Documentation and Licenses@ It doesn't make it easy to promote the project on the open source scene. Once we have done the job with team Alpha it will serve as an example for the rest of the IT department. 																											
Objectives What we aim to achieve in this iteration <ul style="list-style-type: none"> Implement state-of-art Licenses and Documentation first in our project AAA. Improve our score on OW2 OMM 		Tools Technologies, tools and products used in the Activity <ul style="list-style-type: none"> We will work with REUSE in a first stage to add licenses on all files https://reuse.software Check GitHub guidance at > "Insights" > "Community". Check the Eclipse XXX project for example as a benchmark. 		Operational Notes Approach, method to progress in the Activity <ul style="list-style-type: none"> Proceed with internal training of Team AAA using existing expertise Regular updates at weekly meetings 																									
Key Result How we will measure success in this iteration <table border="1"> <thead> <tr> <th></th> <th>Progress</th> <th>Score</th> <th>Personal Assessment</th> </tr> </thead> <tbody> <tr> <td>1. All project AAA files have proper licenses.</td> <td>70%</td> <td>.9</td> <td>We are almost done here</td> </tr> <tr> <td>2. Documentation is restructured and completed</td> <td>30%</td> <td>.5</td> <td>Progressing but slow</td> </tr> <tr> <td>3. Information on how to contribute to the project is clearly formulated and displayed</td> <td>50%</td> <td>.5</td> <td>We now have a clear way to complete this</td> </tr> <tr> <td>4. We improve the MRL score</td> <td>0%</td> <td>.0</td> <td></td> </tr> <tr> <td colspan="2"></td> <td>.475</td> <td></td> </tr> </tbody> </table>			Progress	Score	Personal Assessment	1. All project AAA files have proper licenses.	70%	.9	We are almost done here	2. Documentation is restructured and completed	30%	.5	Progressing but slow	3. Information on how to contribute to the project is clearly formulated and displayed	50%	.5	We now have a clear way to complete this	4. We improve the MRL score	0%	.0				.475					
	Progress	Score	Personal Assessment																										
1. All project AAA files have proper licenses.	70%	.9	We are almost done here																										
2. Documentation is restructured and completed	30%	.5	Progressing but slow																										
3. Information on how to contribute to the project is clearly formulated and displayed	50%	.5	We now have a clear way to complete this																										
4. We improve the MRL score	0%	.0																											
		.475																											
Timeline Start-End dates, Milestones <ul style="list-style-type: none"> To be completed by end December 2021 		Efforts Time and material budget <ul style="list-style-type: none"> 1/2 Day per week over the next three months 		Assignees Who participates? Leads? <ul style="list-style-type: none"> XX to prepare internal presentation 																									
Issues Difficulties, uncertainties, roadblocks, points of attention, Dependencies <ul style="list-style-type: none"> This Activity depends on significant progress made on Activity XX 		Status How the Activity is doing <ul style="list-style-type: none"> As of [DATE] the Activity is on hold, waiting for Activity XX 		Overall Progress Rating 50%																									
Notes Need to check progress on Activity XX so as to unlock progress on this Activity.																													

Scorecard

▼ Click to expand

Customized description

Scope of what has to be done.

Opportunity assessment

Why is this activity relevant?

Objectives

What we aim to achieve in this iteration.

Tools

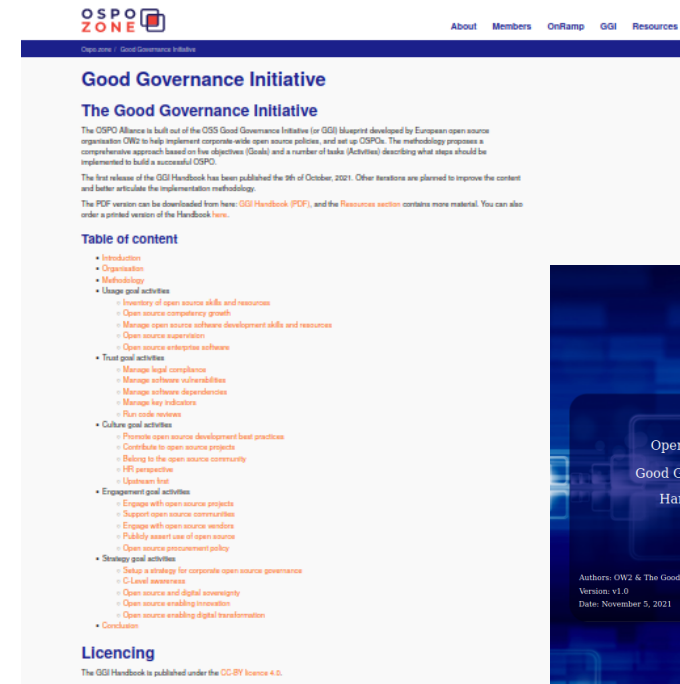
Technologies, tools and products used in the Activity.

Operational Notes

Approach, method to progress in the Activity

The GGI Handbook comes as a Website and Book

- Under the CC-BY licence 4.0.
- Hard copies are available for [purchase](#)
- Translated into German, Italian and being translated into French, Portuguese and Spanish
- Openly developed on Git repositories



The screenshot shows the website for the Good Governance Initiative (GGI) Handbook. The header includes the OSPO ALLIANCE logo and navigation links: About, Members, OnRamp, GGI, Resources. The main heading is "Good Governance Initiative" followed by "The Good Governance Initiative". Below this, there is a paragraph explaining the initiative's purpose and a "Table of content" section. The table of content lists various sections such as Introduction, Organisation, Methodology, Usage goal activities, Trust goal activities, Culture goal activities, Engagement goal activities, Strategy goal activities, and Conclusion. At the bottom, there is a "Licencing" section stating the handbook is published under the CC-BY license 4.0.

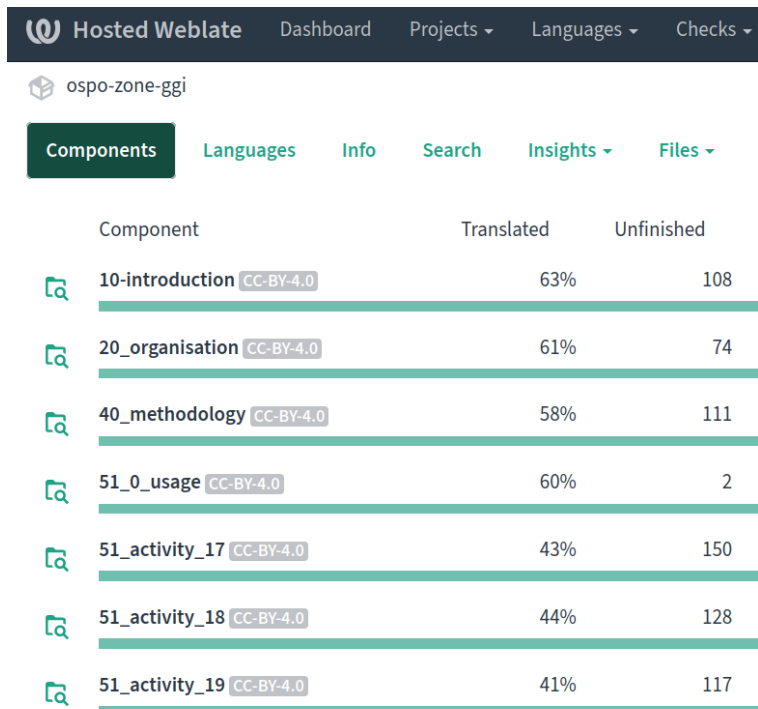


Translated using Weblate (<https://hosted.weblate.org/projects/ospo-zone-ggi/>)

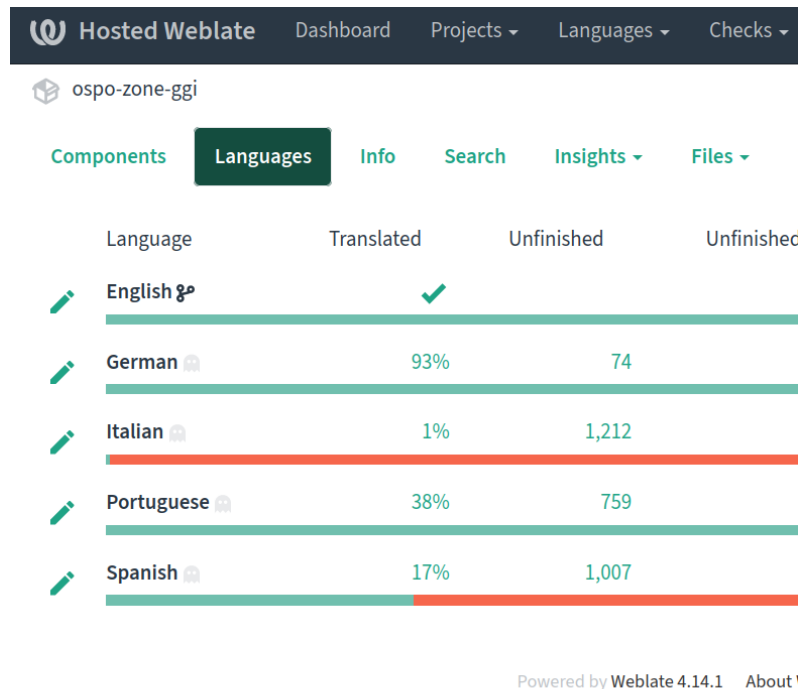
- A libre (GNU GPLv3) translation software
- Free service hosting for open source projects
- Used for 2,500+ libre software projects and companies in over 165 countries (eg. Debian Handbook, LibreOffice, OpenSuse, F-Droid)
- Allows anyone to suggest new translations
- Linked with GitLab repository
- Easy to interface through local Bash scripts

GGI –Translations Principles & Tools

GGI Handbook Project on Weblate web site



Languages and progression of translated text



A GitLab Board to kick-start GGI Implementation

Simple setup :

- 1) Fork repository
- 2) Create API token
- 3) Add it in CI/CD variable
- 4) Initial run of pipeline

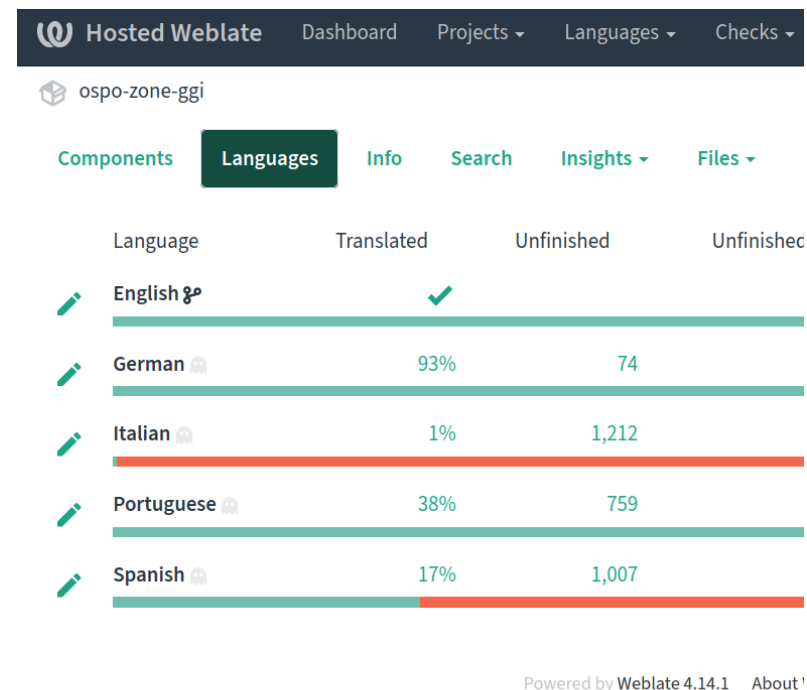
What you get :

- 1) A space to track the implementation of the Activities
- 2) One Issue / Activity with Role, Status and Goal labels
- 3) A GitLab Board to organise Activities
- 4) A Web Dashboard to track and share your progression
- 5) A nightly Pipeline to refresh the Dashboard

GGI v1.1 - Translations

Translations of the Handbook are available!

- We are using Weblate (an OSS project) to crowdsource the translations.
- **German and French versions already available**, with others on their way: Portuguese, Spanish, Italian.
- And more to come!



GGI – My GGI Board

GitLab Board with Activities

The screenshot shows a GitLab Board interface for 'My GGI Board Demo'. It features a sidebar with navigation options like 'Project information', 'Repository', 'Issues', and 'Boards'. The main area displays five goal boards, each with a title, a status indicator (e.g., 'Not Started', 'In Progress', 'Done'), and a list of activities with their respective team leaders and IDs.

Dashboard website

☺ My Good Governance Initiative Dashboard My Board

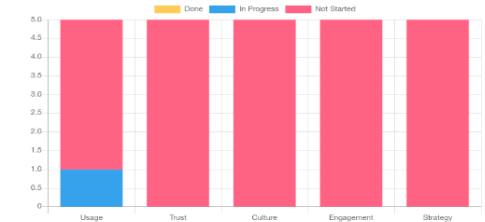
My Dashboard

By The Good Governance Initiative | October 10, 2022 | 1 minutes

General progress

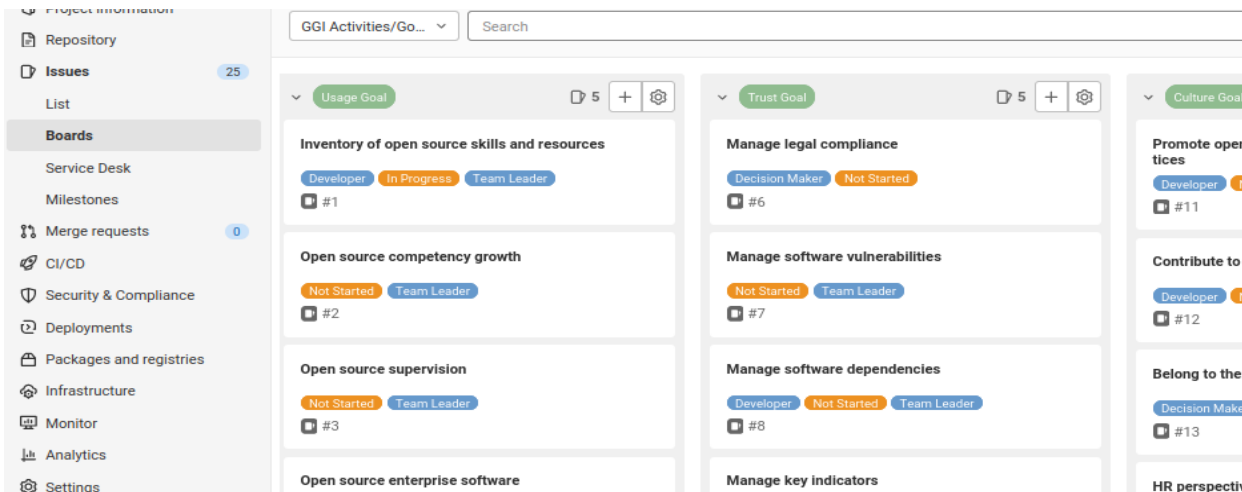


Goals



GGI v1.1 - Deployment

- Easy to deploy: 10mn setup on any GitLab instance.
- Provides complete access to all GGI features: activities, boards, and a customized dashboard to track and share progress.



The screenshot shows the GGI dashboard interface. On the left is a sidebar menu with categories like Repository, Issues (25), Boards, Service Desk, Milestones, Merge requests (0), CI/CD, Security & Compliance, Deployments, Packages and registries, Infrastructure, Monitor, Analytics, and Settings. The main content area is titled 'GGI Activities/Go...' and contains several goal cards: 'Usage Goal' (Inventory of open source skills and resources, #1), 'Trust Goal' (Manage legal compliance, #6), 'Culture Goal' (Promote open s tices, #11), 'Open source competency growth' (Not Started, #2), 'Manage software vulnerabilities' (Not Started, #7), 'Contribute to o...', 'Open source supervision' (Not Started, #3), 'Manage software dependencies' (Developer, Not Started, Team Leader, #8), 'Belong to the o...', and 'Open source enterprise software' (Not Started, #3). Each card shows progress indicators like 'Developer', 'In Progress', 'Team Leader', 'Decision Maker', and 'Not Started'.

My Good Governance Initiative Dashboard My Board

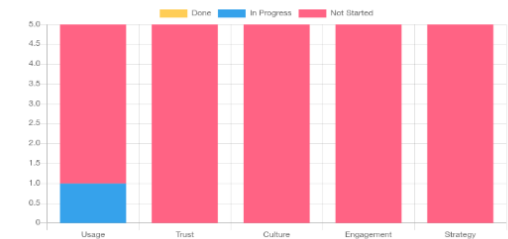
My Dashboard

By The Good Governance Initiative | October 10, 2022 | 1 minutes

General progress



Goals



The OSPO Alliance



- Launched in 2021 by **European nonprofit organizations** to promote an approach to **excellence in open source software management**.
- **Governed by open source principles:** open, collaborative, meritocratic. Everybody is welcome, and we respect members privacy (no collection of details, no spamming).
- Provides:
 - The OSPO Alliance website and community mailing list.
 - The OSPO OnRamp monthly webinars.
 - The Good Governance Initiative and its associated resources.
- Yearly releases: v1.0 (Nov 2021), v1.1 (Nov 2022)

Who?

The **OSPO Alliance** in a few words:

- A **vendor-neutral** space, founded by European nonprofit organizations.
- **Participation is open to all.**
- **Low barrier:**
No fees, no commitment.
Just a statement of support.

Our members include organizations of all sizes & types: SMEs and large companies, academics, administrations.

Founders



Supporters



The OSPO Alliance : Action & Collaboration

Organisations join⁽¹⁾ the OSPO Alliance to exchange and learn about the basics on how to set up an OSPO and get started into open source.

[OnRamp meetings](#): 90 minutes, every 3rd Friday of the month, 10:30 to 12:00

Two moments :

Presentations to share experiences, lessons learned
– recorded sessions

Openly share and discuss challenges, problems or other topics around establishing Open Source in your organisation
– Chatham House Rules, not recorded.

(1) Only a signature of a statement of support required

More info - Contact us - Get involved



OSPO Alliance & OnRamp meetings

- Visit the OSPO Alliance page : <https://ospo.zone/contribute/>
- Subscribe to mailing list: <https://accounts.eclipse.org/mailling-list/ospo.zone>

Good Governance Initiative

- Visit main page: https://www.ow2.org/view/OSS_Governance/
- Subscribe to dedicated mailing list: <https://mail.ow2.org/www/info/oss-governance>
- Visit the GitLab GGI project: <https://gitlab.ow2.org/ggi/ggi>

GGI - Contributing

We are open!

All of our work is public and accessible, and we welcome contributions.

- OSPO Alliance website: <https://ospo-alliance.org>
- GGI Workplace: <https://gitlab.ow2.org/ggi/ggi>
- Mailing lists:
 - OSPO Alliance: ospo.zone@eclipse.org
 - GGI: ossgovernance@ow2.org
- Contributing guide: <https://gitlab.ow2.org/ggi/ggi/-/blob/main/CONTRIBUTING.md>

GGI Features & Roadmap

The GGI Handbook has received an enthusiastic reception.

- It has **already been deployed** at various organizations (corps, administrations).
- **Feedback is great.** We want to continue improving its content and dissemination.

Possible next steps for the roadmap:

- Improving and enriching the handbook with more, and better content.
- More translations, Better deployment on multiple platforms.
- Lack of measurement:
 - Integration of metrics to better track progress and success!

OSPO
ALLIANCE



THANK YOU!



RETE ITALIANA
OPEN SOURCE

